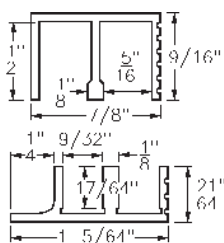


ALUMINUM TRACK

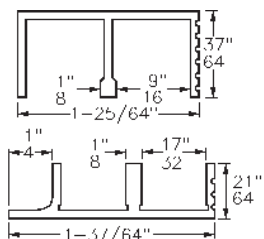


For 1/4" sliding panels. 12 feet long. Extruded with fascia. Predrilled at 6-inch intervals.

Upper track.
TR-3314.M

Lower track.
TR-314.M

Button glide. 1/2" white nylon.
TR-33(cut off head for application)

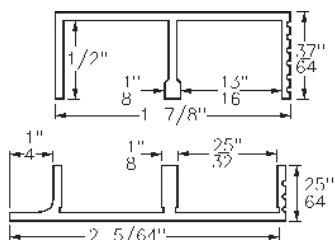


For 1/2" sliding panels. 12 feet long. Extruded with fascia. Predrilled at 6-inch intervals.

Upper track.
TR-3312.M

Lower track.
TR-312.M

Button glide. 1/2" white nylon.
TR-33



For 3/4" sliding panels. 12 feet long. Extruded with fascia. Predrilled at 6-inch intervals.

Upper track.
TR-3334.M

Lower track.
TR-334.M

Button glide. 1/2" white nylon.
TR-33

STEEL TRACKS



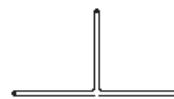
Stainless steel bottom track. 5/16" high x 1 1/16" wide x 144" long with 1/2" nails.

TRK-455SS144



Zinc plated steel double bottom track. 1/4" high x 1" wide x 144" long with 1/2" x #5 flat head wood screws.

TRK-469Z144



Plain steel finish bottom track. 5/16" high x 7/16" wide x 144" long with nails.

TRK-467S144

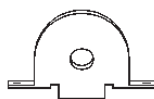
CabinetWare

SHEAVES



Steel ball bearing sheave, drive type. 13" x 5/16" case.

TRK-400S



Steel ball bearing sheave. 13" x 5/16" case. 23" x 5/16" flange.

TRK-402S



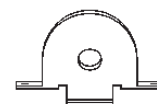
Steel ball bearing rnd. groove sheave. 1" dia. wheel. 23" x 1" frame.

TRK-429S



Flat neoprene-tire ball bearing sheave. 1-3/8" dia. wheel. 2 3/4" x 1" frame.

TRK-430N



Nylon round groove sheave for light doors. 13" x 5/16" case. 23" x 5/16" flange.

TRK-582S



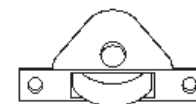
Nylon sheave for thin doors. 1-3/16" dia. wheel. 9/32" x 2 1/4" frame. Use with track TRK-455SS144 inverted.

TRK-592S



Nylon sheave for doors to 1-1/8" thick. Nylon round groove wheel. 1-3/16" dia. wheel. 2-15/16" x 1/2" frame.

TRK-594N



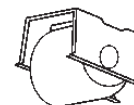
Countersunk for wood screws. 9/16" dia. x 5/16" flat nylon roller. 7/16" x 1Q" frame.

TRK-420S



Countersunk for wood screws. N" dia. x 1" wide nylon roller. N" x 1-13/16" frame.

TRK-422S



Countersunk for wood screws. 1/2" stainless steel roller. 9/16" x 3/4" brass case. Fits 9/16" groove in door rail. Held in place by flared points.

TRK-627SS



Axle bearing grooved steel roller. 11/16" x 9/32" wheel. 7/16" x 1Q" frame.

TRK-620S

CabinetWare®

www.cabinetware.com

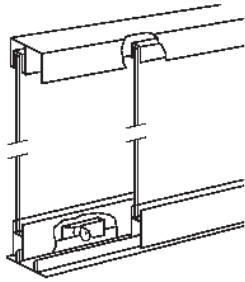
Sarasota
1-800-226-6300

Jacksonville
1-866-855-1575

Orlando
1-888-575-1500

Tampa
1-800-257-1855

SLIDING GLASS DOOR ASSEMBLY



For 1/4" glass doors. Complete assembly includes:

1 upper aluminum channel; 4 nylon rollers (press fits into bottom of shoe); 4 vinyl guides (fits over top of glass for operation in upper channel); 2 aluminum shoes; and 1 lower aluminum double track.

48" long (complete assembly).
TRK-1092A48

72" long (complete assembly).
TRK-1092A72

Order these components separately to make 144" long assembly:

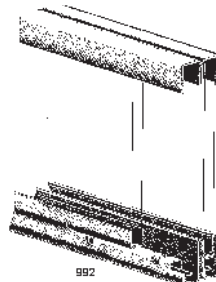
- Upper double chan. **TRK-1093A144** (1)
- Nylon rollers. **TRK-1097N** (4)
- Vinyl glides. **TRK-1085V** (4)
- Aluminum shoes. **TRK-1095A144** (2)
- Lower double track. **TRK-1099A144** (1)

Additional products that could be used with this system:

Lower single track.
TRK-1096A144

Zinc roller.
TRK-1098ZC

SLIDING GLASS DOOR ASSEMBLY



For 1/4" glass doors. Complete assembly includes:

1 upper zinc channel; 2 zinc ballbearing carriers; 2 zinc shoes; and 1 lower track.

60" long (complete assembly).
TRK-P992.ZC.60

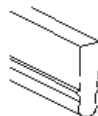
72" long (complete assembly).
TRK-P992.ZC.72

Order these components separately to make 144" long assembly:

- Upper channel. **TRK-993.ZC.144** (1)
- BB carriers. **TRK-997.ZC.144** (2)
- Zinc shoes. **TRK-995.ZC.144** (2)
- Lower track. **TRK-999.ZC.144** (1)

CabinetWare

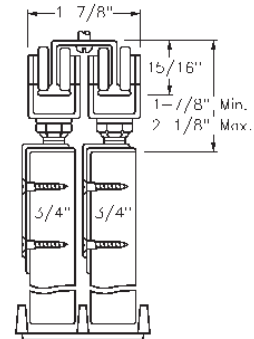
KERF TRACK



7" x 7/16" brown plastic kerf track. Mortise in bottom of cabinet.
TR-810

CabinetWare

SLIDING DOOR TRACK ASSEMBLIES



For by-pass doors up to 100 lbs. per door. Adjustable, side mount, double track for 3/4" thick doors. Nylon rollers. 1-7/8" to 2-1/8" headroom. 96" long aluminum track, 4 carriers, 4 aprons, 1 floor guide, wrench, screws and instructions included.

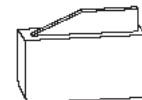
TR-72034.208.01

CabinetWare

GUIDES



Nylon glide. 1" long x 1/4" wide.
TRK-2406N



Spring loaded nylon guide adjusts for opening variations. Requires 1/8" groove in top and 1-5/8" long x 3/8" wide x 5/8" deep cavity. Protrudes 3/16" above door.
TRK-2409N

Get your business *on track* with

CabinetWare.com

Call for your password today!



CabinetWare®

www.cabinetware.com

Sarasota
1-800-226-6300

Jacksonville
1-866-855-1575

Orlando
1-888-575-1500

Tampa
1-800-257-1855