

LOW PROFILE SPOTLIGHT



Recessed friction fit 20w spotlight. Polished aluminum reflector, frosted glass. Attached 72" cable with NV6 plug. 2-15/16" dia. 5/8" recess. Designed for kitchen cabinets, display cases and furniture. Optional Spacer Ring available for ARF Series to lower recess depth from 5/8" to 1/2".

Recessed Only.

Black	ELH-ARF20BL
Chrome	ELH-ARF20CH
Gold	ELH-ARF20GO
Stainless Steel	ELH-ARF20SS
White	ELH-ARF20WH

As above but recessed or surface mounted. 3/4" x 7/8".

Black	ELH-ARFS20BL
Chrome	ELH-ARFS20CH
Gold	ELH-ARFS20GO
Stainless Steel	ELH-ARFS20SS
White	ELH-ARFS20WH

2 Light Set - surface or recess mount

Black	ELH-E.SET1ARFS20BL
Chrome	ELH-E.SET1ARFS20CH
Gold	ELH-E.SET1ARFS20GO
S/Steel	ELH-E.SET1ARFS20SS
White	ELH-E.SET1ARFS20WH

3 Light Set - surface or recess mount

Black	ELH-E.SET2ARFS20BL
Chrome	ELH-E.SET2ARFS20CH
Gold	ELH-E.SET2ARFS20GO
S/Steel	ELH-E.SET2ARFS20SS
White	ELH-E.SET2ARFS20WH

5 Light Set - surface or recess mount

Black	ELH-E.SET3ARFS20BL
Chrome	ELH-E.SET3ARFS20CH
Gold	ELH-E.SET3ARFS20GO
S/Steel	ELH-E.SET3ARFS20SS
White	ELH-E.SET3ARFS20WH

THERMALLY OPTIMIZED RECESSED HALOGEN



Special glass reflector and filtering lens greatly reduce heat from the 20w bulb. 2-15/16" dia. x 1 3/4" recess. Attached 6" cable with NV6 plug.

Black	ELH-CBS20BL
Chrome	ELH-CBS20CH
Gold	ELH-CBS20GO
White	ELH-CBS20WH

CabinetWare

ARCLAMP



Attractive, easy to install lamp. Designed to sit on top of a cabinet. 20 watt. 5 1/4" high x 12 1/2" long. Attached 6" cable with NV6 plug.

Stationary Head.

Chrome	ELH-BL1.20CH
Gold	ELH-BL1.20GO
Matte Nickel	ELH-BL1.20NI
Matte Chrome	ELH-BL1.20MC

360° Swivel Head.

Chrome	ELH-BLG1.20CH
Gold	ELH-BLG1.20GO
Matte Nickel	ELH-BLG1.20NI
Matte Chrome	ELH-BLG1.20MC

25 1/2" x 4 1/4". 360° Swivel Head. 50 watt.

Chrome	ELH-BLG2.20CH
Gold	ELH-BLG2.20GO
Matte Nickel	ELH-BLG2.20NI
Matte Chrome	ELH-BLG2.20MC

ANTIQUE ARCLAMP



Traditional design lamp with frosted glass shade. 20w bulb. 6 1/4" high x 12 1/2" long. Attached 6" cable with NV6 plug

Antique Brass	ELH-BL1BB.A
Antique Copper	ELH-BL1CO.A

CabinetWare

RECESSED SWIVEL HALOGEN SPOTLIGHT



+/-20° swivel. 20w lensed bulb. 2" dia. x 1 3/4" recess. Also available in 3 or 5 light kits or single light.

2 Light Kit

Black	ELH-E.SET1EH2420BL
Chrome	ELH-E.SET1EH2420CH
Gold	ELH-E.SET1EH2420GO
White	ELH-E.SET1EH2420WH

3 Light Kit

Black	ELH-E.SET2EH2420BL
Chrome	ELH-E.SET2EH2420CH
Gold	ELH-E.SET2EH2420GO
White	ELH-E.SET2EH2420WH

5 Light Kit

Black	ELH-E.SET3EH2420BL
Chrome	ELH-E.SET3EH2420CH
Gold	ELH-E.SET3EH2420GO
White	ELH-E.SET3EH2420WH

Please note - Some products featured in this catalog may not be stock items. See CabinetWare.com for current stock availability.

SLIMLITE FLUORESCENT LIGHT FIXTURE



Easy to install with snap-in system and built-in ballast. The slender profile of 11/16" wide x 1¼" high fits virtually anywhere. White housing with easy to clean plexiglass cover.

With 'Cool White' bulb.

- 20" long 18 watt **ELH-ES20.P**
- 13" long 10 watt **ELH-ES13.P**
- 10" long 7 watt **ELH-ES10.P**

With 'Warm White' bulb.

- 20" long 18 watt **ELH-ES20WW.P**
- 13" long 10 watt **ELH-ES13WW.P**
- 10" long 7 watt **ELH-ES10WW.P**

CabinetWare

REPLACEMENT BULBS



Cool White Bulb

- For ES20 **ELH-SFB18CW**
- For ES13 **ELH-SFB10CW**
- For ES10 **ELH-SFB7CW**

Warm White Bulb

- For ES20 **ELH-SFB18WW**
- For ES13 **ELH-SFB10WW**
- For ES10 **ELH-SFB7WW**

CabinetWare



SLIMLITE POWER CORDS



- 6' long. White **ELH-SPC.XL**
- 6' long with roller switch **ELH-SPC.S.XL**

CabinetWare

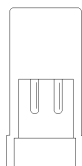
SLIMLITE CONNECTING CABLES



- White.
- 6" long **ELH-SCC6.XL**
- 1' long **ELH-SCC12.XL**
- 2' long **ELH-SCC24.XL**
- 4' long **ELH-SCC48.XL**
- 6' long **ELH-SCC72.XL**

CabinetWare

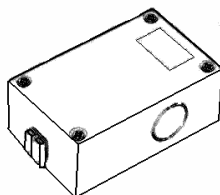
SLIMLITE DIRECT CONNECTOR



- Direct connector. White.
- ELH-SDC.XL**

CabinetWare

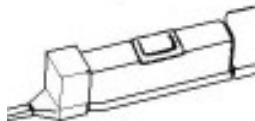
SLIMLITE HARDWIRE BOX



- White.
- Hardwire box **ELH-SHWC.XL**
- Hardwire box with switch **ELH-SHWC.S.XL**

CabinetWare

SLIMLITE ROCKER SWITCH



- ON/OFF rocker switch **ELH-SRS.XL**

SLIMLITE XL FLUORESCENT FIXTURE



For longer runs, Slimlite XL is the solution. Same benefits as the Slimlite but in longer lengths. 29/32" wide x 1-5/16" high. **Note:-** Housing, bulb & plexiglass cover must be ordered separately.

- 23-1/8" long 14 watt **ELH-ES22**
- 34-7/8" long 21 watt **ELH-ES34**
- 46-3/4" long 28 watt **ELH-ES46**
- 58-7/16" long 35 watt **ELH-ES59**

CabinetWare

SLIMLITE XL BULBS



Cool White Bulb

- For ES22 **ELH-SFB14CW**
- For ES34 **ELH-SFB21CW**
- For ES46 **ELH-SFB28CW**
- For ES59 **ELH-SFB35CW**

Warm White Bulb

- For ES22 **ELH-SFB14WW**
- For ES34 **ELH-SFB21WW**
- For ES46 **ELH-SFB28WW**
- For ES59 **ELH-SFB35WW**

CabinetWare

SLIMLITE XL PLEXIGLASS COVER



- For ES22 **ELH-SPLEX22**
- For ES34 **ELH-SPLEX34**
- For ES46 **ELH-SPLEX46**
- For ES59 **ELH-SPLEX59**

HALOGEN SPOTLIGHT



Economically priced accent lighting for vanities & displays. 2-5/8" dia. x 7/8" Recessed depth of 5/8". Friction fit. 10 or 20w bulb. Attached 79" cable with NV6 plug. Optional Spacer Ring available to lower recess depth from 5/8" to 1/2".

Black 10 watt	ELH-ER110BL
Black 20 watt	ELH-ER120BL
White 10 watt	ELH-ER110WH
White 20 watt	ELH-ER120WH
Chrome 10 watt	ELH-ER110CH
Chrome 20 watt	ELH-ER120CH
Gold 10 watt	ELH-ER110GO
Gold 20 watt	ELH-ER120GO
Stainless Steel 10 watt	ELH-ER110SS
Stainless Steel 20 watt	ELH-ER120SS



As above but surface mount. Overall height only 7/8".

Black 10 watt	ELH-ES110BL
Black 20 watt	ELH-ES120BL
White 10 watt	ELH-ES110WH
White 20 watt	ELH-ES120WH
Chrome 10 watt	ELH-ES110CH
Chrome 20 watt	ELH-ES120CH
Gold 10 watt	ELH-ES110GO
Gold 20 watt	ELH-ES120GO
Stainless Steel 10 watt	ELH-ES110SS
Stainless Steel 20 watt	ELH-ES120SS

HALOGEN SPOTLIGHT KITS



These low voltage sets consist of halogen spotlights (for recessed or surface mounting), E60T transformers, cables and all hardware to make the installation easy. All lights are 20 watt 2-5/8" dia. x 7/8".

2 Light Kit.

Black	ELH-C.SET1ES120BL
White	ELH-C.SET1ES120WH
Chrome	ELH-C.SET1ES120CH
Gold	ELH-C.SET1ES120GO
Stainless Steel	ELH-C.SET1ES120SS


3 light Kit.

Black	ELH-C.SET2ES120BL
White	ELH-C.SET2ES120WH
Chrome	ELH-C.SET2ES120CH
Gold	ELH-C.SET2ES120GO
Stainless Steel	ELH-C.SET2ES120SS

5 Light Kit.

Black	ELH-C.SET3ES120BL
White	ELH-C.SET3ES120WH
Chrome	ELH-C.SET3ES120CH
Gold	ELH-C.SET3ES120GO
Stainless Steel	ELH-C.SET3ES120SS

ECOTRACK



20 watt spotlights are easily snapped onto the track at any position. 39" track can be cut to any length. Comes with 2 lights, a 60w transformer and 79" power cord.

White set	ELH-ET3920WH
Extra light, white	ELH-ET120WH



10 watt swivel spotlights are easily snapped onto the track at any position. 39" track can be cut to any length. Comes with 2 lights, a 60w transformer and 79" power cord.

White set	ELH-ES39WH
Extra light, white	ELH-ETS10WH

CabinetWare

STEELTECH



Elegant steel housing. Convenient integration into Hera halogen systems.

TriTech stainless steel	ELH-TR20SS
TriTech copper	ELH-TR20CO
TriTech White	ELH-TR20WH



Graceful stainless steel arc. Ready to connect to Hera plug-in system.

ArcTech stainless steel **ELH-AL20SS**

XENON SPOTLIGHTS



Accent lighting for furniture and cabinets. Xenon light fixture combine long bulb life (8000hrs) and lower bulb temperatures. Recess depth of 5/8". 2-5/8" dia. Attached 79" cable with NV6 plug.

- Black **ELH-XR1BL**
- White **ELH-XR1WH**
- Chrome **ELH-XR1CH**
- Gold **ELH-XR1GO**
- Stainless Steel **ELH-XR1SS**




As above but recess or surface mounted. 3-1/8" x 1-1/8" overall dimensions.

- Black **ELH-XS1BL**
- White **ELH-XS1WH**
- Chrome **ELH-XS1CH**
- Gold **ELH-XS1GO**
- Stainless Steel **ELH-XS1SS**

CabinetWare

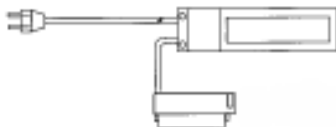
CONNECTING CABLES



Low voltage cable for connections between Hera transformer and halogen spotlights.

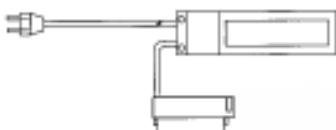
- 20" cable **ELH-2NV6500**
- 39" cable **ELH-2NV61000**
- 79" cable **ELH-2NV62000**
- 119" cable **ELH-2NV63000**

TRANSFORMERS



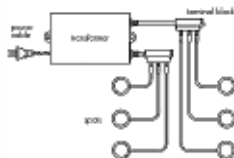
Compact electronic premium transformer. 110v/11.5v eff., 10-60 VA. Short circuit, overload and over heat protection. Radio frequency interference suppressor. 79" power cable. Can be used with all Hera halogen spotlights.

ELH-UC60FT



Compact economically priced transformer. 110v/11.5v eff., 10-60 VA. Short circuit, overload and over heat protection. 79" power cable. Standard power supply for all Hera halogen spotlights.

ELH-E60FT



120 VA Class II compact transformer. 110v / 11.5v eff., 20-120 VA. Short circuit, overload and overheat protection. Radio frequency interference suppression. 79" power cable. Has two 10" 12v connectors with NVK6/3 plug-in terminals.

ELH-UK120TW

CabinetWare

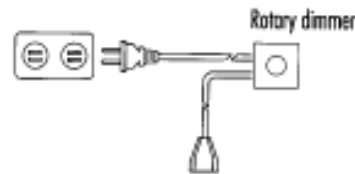
TERMINAL BLOCK



Low voltage connector for all Hera 10w halogen spotlights. Allows connections of upto six 10w lights to one Hera transformer.

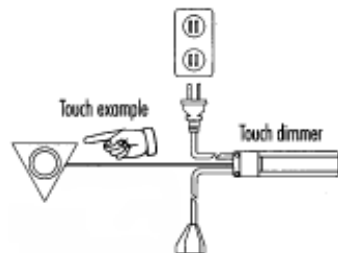
ELH-NVK64

DIMMERS



Rotary Dimmer. Full range dimmer for all Hera halogen systems. Provides linear dimming from 0 - 100%. 110v / 60Hz maximum 300w. Can be used with 1 - 5 60w transformers

ELH-ERD1WH



Touch Dimmer. Four levels (off, 50%, 75%, 100%). For fingertip control of switching and dimming. Just touch the control wire to any metallic surface. 110v / 60Hz maximum 300w. Can be used with 1 - 5 60w transformers

ELH-ETD1

CabinetWare

BULBS



- Premium bi-pin halogen bulb.
- 10 watt **ELH-PB10**
- 20 watt **ELH-PB20**

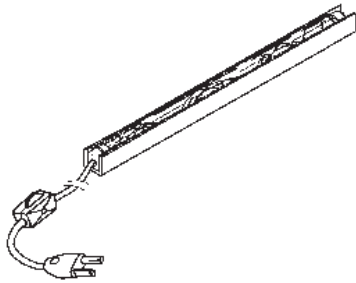
- Ecoline bi-pin halogen bulb.
- 10 watt **ELH-EB10**
- 20 watt **ELH-EB20**

- MR11 lensed bulb for EH24 spotlight
- 20 watt **ELH-BEH24**

- Lensed halogen bulb for Arclamps
- 20 watt **ELH-MR1620**
- 35 watt **ELH-MR1635**
- 50 watt **ELH-MR1650**

- Xenon bi-pin bulb for XR1/XS1 lights
- 18 watt **ELH-X.B18**
- 20 watt **ELH-X.HB20**

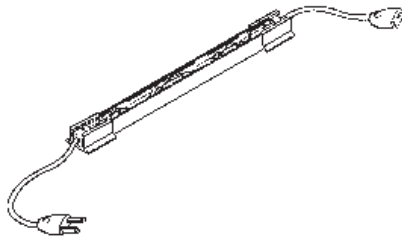
ACCENT LIGHTS



1/2" stationary channel. Mount with adhesive strip on back of channel. 6' power cord with detachable plug.

20" long. 12 watts.
Polished brass. **EL-AL20PB**
Polished chrome. **EL-AL20PC**

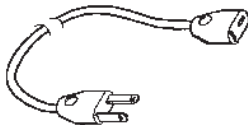
30" long. 18 watts.
Polished brass. **EL-AL30PB**
Polished chrome. **EL-AL30PC**



Swivel channel. Mount with adhesive strips. 20" or 30" long. 18 watts. 6" male plug and 6" female plug with T-shape terminals. Use with EL-AL1 power cord. Up to 8 strips may be used in one series.

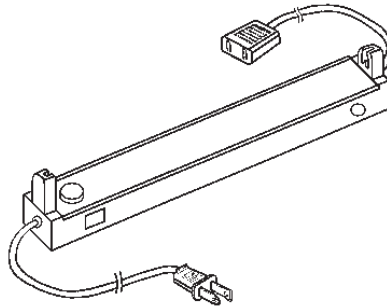
30"
Brass **EL-AL2PB30**
Chrome **EL-AL2PC30**

20"
Brass **EL-AL2PB20**
Chrome **EL-AL2PC20**



6' power cord with detachable male plug and female connector. Use with EL-AL2PB30 & EL-AL2PC30. Sold without roll switch.
EL-AL1

FLUORESCENT FIXTURES



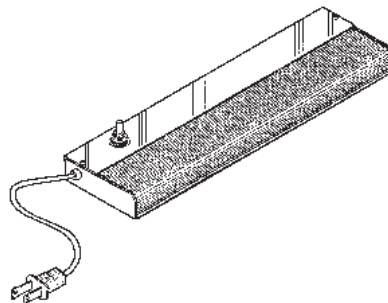
Single bulb. 2 3/4" wide x 1 3/4" deep. White finish. Rapid start ballast. 24" male and 24" female power cords. Up to 6 fixtures may be used in one series.

18" long. 15 watts.
Use EL-F15T12.18 bulb.
EL-FF18WH

24" long. 20 watts.
Use EL-F20T12.24 bulb.
EL-FF24WH

36" long. 30 watts.
Use EL-F30T12.36 bulb.
EL-FF36WH

36" long. 30 watts. 10' power cord. Use EL-F30T12.36 bulb.
EL-FF36WH10



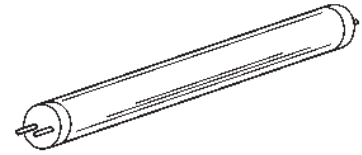
Under cabinet fixture with push switch. Single bulb. 4 1/2" wide x 1-5/16" deep. Preheat ballast. 6' power cord. Up to 6 fixtures may be used in one series. White finish.

12" long. 8 watts.
Use EL-F8T5.12 bulb.
EL-UC12WH

18" long. 15 watts.
EL-UC18WH

24" long. 15 watts.
Use EL-F15T8.24 bulb.
EL-UC24WH

FLUORESCENT BULBS



18" long. 15 watts.
EL-F15T12.18

24" long. 20 watts.
EL-F20T12.24

36" long. 30 watts.
EL-F30T12.36

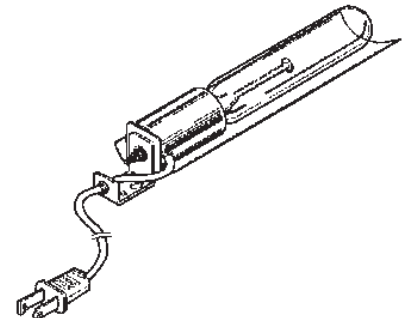
Thinner bulbs:

12" long. 8 watts.
EL-F8T5.12

24" long. 15 watts.
EL-F15T8.24

CabinetWare

CURIO LAMPS



Surface mounted. 8" long. 2 1/4" wide. 25 watts. On-off rotary switch at the base of the socket. 10' power cord. Up to 6 fixtures may be used in one series. Can be wired to harnesses with push switches or dimmers. Sold with lamp.

Brown finish. **EL-CU7BN**
White finish. **EL-CU7WH**

CabinetWare

Plug in to
CabinetWare
Your source for
cabinet lighting

Please note - Some products featured in this catalog may not be stock items. See CabinetWare.com for current stock availability.

POWER HARNESSSES



Two grounded electrical outlets with coaxial cable connection. Includes a 10' power cord & 8' black coaxial cable. Black. 120 volt, 60 Hz, 10 Amp. 4¾" long x 1¾" wide x 1¼" high.

EL-PH5211

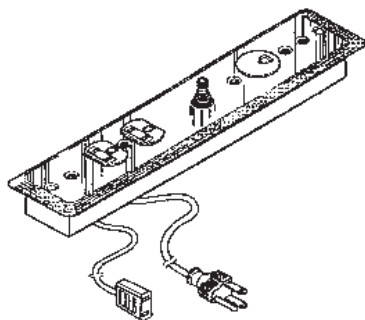


Three grounded power outlets with phone jack for phone, fax or modem. Includes 10' power cord & 14' phone cord. 120 volt, 60 Hz, 10 Amp. 6½" long x 1¾" wide x 1¼" high.

EL-PH4321

CabinetWare

RECESSED HARNESS



10' male power cord. 24" female extension. Two electrical outlets with push switch. One telephone jack. 2¼" x 11" polished brass cover plate. 1" wide x 9½" long x 1½" deep recessed box. Rout 9-5/8" x 2" hole for installation.

EL-HF48PB

FLANGED CANISTER LIGHTS



¾" can diameter (installation hole 3-5/16"). 2-7/8" can height. 4½" flange diameter. 40 watt lamp. Adjustable mounting ring. Up to 6 fixtures may be used in one series.

10' male power cord, roll switch, 24" female extensions.

- Polished Brass **EL-FC2PB**
- Polished Chrome **EL-FC2PC**
- Antique Brass **EL-FC2AB**
- White **EL-FC2WH**
- Black **EL-FC2BK**

24" male and female extensions

- Polished Brass **EL-FC3PB**
- Polished Chrome **EL-FC3PC**
- Antique Brass **EL-FC3AB**
- White **EL-FC3WH**
- Black **EL-FC3BK**

CabinetWare

FLANGED CANISTER LIGHTS



¾" can diameter (installation hole 3-5/16"). 2-7/8" can height. 4½" flange diameter. 40 watt lamp. Secure with screws through holes in 5/8" beveled flange. Up to 6 fixtures may be used in one series.

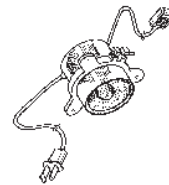
10' male power cord, roll switch, 24" female extensions.

- Polished Brass **EL-FH2PB**
- Polished Chrome **EL-FH2PC**
- Antique Brass **EL-FH2AB**
- White Finish **EL-FH2WH**
- Black Finish **EL-FH2BK**

24" male and female extensions

- Polished Brass **EL-FH3PB**
- Polished Chrome **EL-FH3PC**
- Antique Brass **EL-FH3AB**
- White Finish **EL-FH3WH**
- Black Finish **EL-FH3BK**

CANISTER LIGHTS



¾" diameter x 2-7/8" high. Adjustable mounting ring. 40 watts. Up to 6 fixtures may be used in one series.

10' male power cord, roll switch, 24" female extensions.

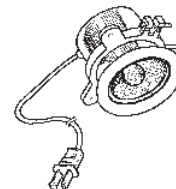
- Polished Brass **EL-GR2PB**
- Polished Chrome **EL-GR2PC**
- Antique Brass **EL-GR2AB**
- White **EL-GR2WH**
- Black **EL-GR2BK**

24" male and female extensions

- Polished Brass **EL-GR3PB**
- Polished Chrome **EL-GR3PC**
- Antique Brass **EL-GR3AB**
- White **EL-GR3WH**
- Black **EL-GR3BK**

CabinetWare

HALOGEN CANISTER LIGHT



¾" can diameter (installation hole 3-5/16"). 4" can height. 4½" flange diameter. 50 watt lamp. Adjustable mounting ring. Up to 6 fixtures may be used in one series.

10' male power cord, roll switch.

- Polished Brass **EL-FCH2PB**
- Polished Chrome **EL-FCH2PC**
- Antique Brass **EL-FCH2AB**
- White **EL-FCH2WH**
- Black **EL-FCH2BK**

24" male and female extensions

- Polished Brass **EL-FCH3PB**
- Polished Chrome **EL-FCH3PC**
- Antique Brass **EL-FCH3AB**
- White **EL-FCH3WH**
- Black **EL-FCH3BK**

HOLE LINERS (1½")

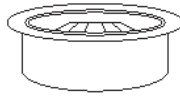


Plastic grommet for 1½" holes.

- EL-H.402.BRS** Polished brass
- EL-H.402.CHR** Polished chrome

————— CabinetWare —————

HOLE LINERS (2")



2 piece plastic grommet with cover cap pre-inserted. Sold in packs of 50 only.

- EL-1481.051.061** Black

————— CabinetWare —————

3-PIECE HOLE LINERS (50mm)



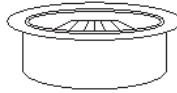
Plastic grommet for 50mm holes. 3 piece top that allows adjustable hole openings.

- EL-CPF.2500** Black

————— CabinetWare —————



3-PIECE HOLE LINERS (60mm)

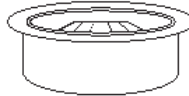


Plastic grommet for 60mm holes. 3 piece top that allows adjustable hole openings.

- EL-CPF.2600** Black
- EL-CPF.2602** Brown
- EL-CPF.2604** Almond
- EL-CPF.2617** Slate
- EL-HL60WH** White
- EL-HL60G** Gold

————— CabinetWare —————

3-PIECE HOLE LINERS (80mm)

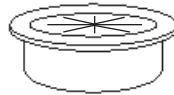


Plastic grommet for 80mm holes. 3 piece top that allows adjustable hole openings.

- EL-CPF.2800** Black

————— CabinetWare —————

FLEXIBLE HOLE LINERS



Plastic grommet. 1 piece, flexible rubber center.

- 60mm Almond
- EL-CPF.2674**
- 60mm Black
- EL-CPF.2670**
- 60mm White
- EL-CPF.2671**
- 80mm Almond
- EL-CPF.2874**
- 80mm Black
- EL-CPF.2870**
- 80mm White
- EL-CPF.2871**

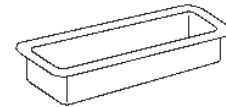
HOLE LINERS (6")



6" one-piece hole liner. No top. White.
EL-HL6WH

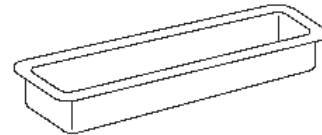
————— CabinetWare —————

COMPUTER PAPER SLOT LINERS



Plastic grommet for 9½" computer paper.

- EL-HL12BK** Black
- EL-HL12AL** Almond
- EL-HL12WH** White



Plastic grommet for 14-7/8" computer paper.

- Square ends
- EL-HL18BK** Black
- EL-HL18AL** Almond
- EL-HL18WH** White
- EL-HL18BN** Brown

- Oval ends
- EL-CPF.21750** Black

————— CabinetWare —————

Note: We would like to supply you with the exact dimensions needed to cut your hole slots for the computer paper grommets. Unfortunately, these grommets vary in sizes. We recommend waiting until you receive this product before cutting any slots.